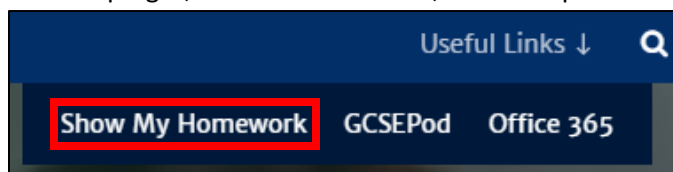


Show My Homework Logging in

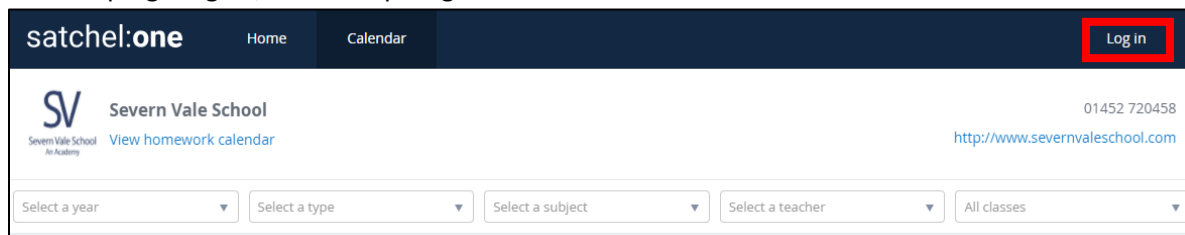
This guide will assist you with logging in to SMHW using a web browser. If you are using the **mobile app**, you will still need to sign in via **Office 365**. Please start at **step 4** which will look similar to what is shown on your mobile device.

****You must sign in with Office 365, as this is the method the school has set up for students to log in with****

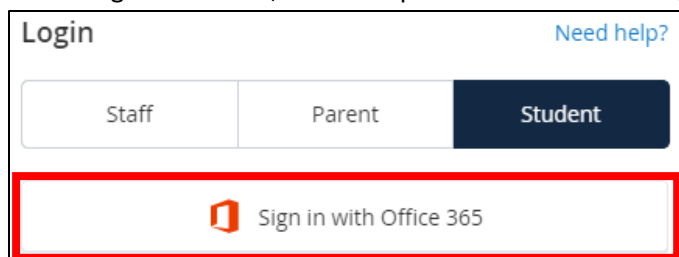
1. Go to www.severnvaeschool.com
2. In the top right, under 'Useful Links', click or tap 'Show My Homework'




3. In the top right again, click or tap 'Log in'



4. On the right hand side, click or tap 'Student' and then 'Sign in with Office 365'



5. Enter the credentials for your child to sign in – you will need to enter their email, click or tap 'Next', then enter their school network password and you should then be logged in successfully. If it is the first time logging in, you will need to 'Accept' any permissions which it is asking to have access to.



Notes on usernames and passwords

The username/email is what you child uses to log on to the school network. This username is derived using the following format: 2 digit year that their year began Year 7, full surname, first two letters of their forename e.g. John Smith starting in September 2019 would be 19SmithJo.

Their e-mail will be the above mentioned username, followed by @severnvaeschool.com – e.g. 19SmithJo@severnvaeschool.com

The password to use will be the same one as they use to log on to the school network, and when that password is changed at any point, this will then pass through to Show My Homework.

If you need further assistance, please e-mail SMHW@severnvaeschool.com