

Welcome to

Severn Vale School



Year 6 to 7 transition to
Severn Vale School
2025

Empowering all to achieve

Welcome

Welcome to Severn Vale!



I'm sure you are excited, and perhaps a little nervous, about coming up to secondary school. We can't wait to have you here! We know that you will help to make our wonderful school even better. You will bring with you your imagination, your enthusiasm and your energy. We will give you great teaching, amazing facilities and lots of opportunities for you to grow and achieve your best.

We will do everything we can to help make the transition to Severn Vale as easy as possible, to help you to feel confident about starting in Year 7. I can't wait to meet you all.

Mr Johnson
Headteacher

School Values

At Severn Vale School we have 5 core values. They underpin everything we do. Our core values are:

Courtesy

We believe it is important to be courteous. We are polite and respectful to each other. This means we follow all instructions when asked. It means we are focused in lessons, we listen and we contribute respectfully.

Compassion

We believe it is important to show kindness, caring, and a willingness to help others. Because we are compassionate we are motivated to help other people. That might be a simple random act of kindness through to giving to charity.

Honesty

We believe in honesty. So, we make sure we are honest with each other and just as importantly honest with ourselves. When we set ourselves the task of being the best version of ourselves, we make sure we don't sell ourselves short.

Integrity

We believe in demonstrating integrity. This means doing the right thing and following a clear moral code. So, we keep our word; stay focused on our tasks; take responsibility and respect our environment. We make sure we are positive walking adverts for the school at all times.

Perseverance

We believe in perseverance. We know it is important to keep trying, even when things get difficult. We don't give up. We show persistence and tenacity. We keep on keeping on!

The School Day

At Severn Vale you will study up to 12 subjects. These subjects are taught by different teachers. You move classes according to a timetable.

The pattern for a school day at Severn Vale is shown below:

| | |
|---------------|--------------------------------------|
| 08:45 | Bell for the start of the school day |
| 08:50 – 08:55 | Line Up |
| 08:55 – 09:20 | Prep |
| 09:20 – 09:25 | Transition |
| 09:25 – 10:20 | Period 1 |
| 10:20 – 10:25 | Transition |
| 10:25 – 11:20 | Period 2 |
| 11:20 – 11:40 | Break |
| 11:40 – 11:45 | Transition |
| 11:45 – 12:40 | Period 3 |
| 12:40 – 12:45 | Transition |
| 12:45 – 13:40 | Period 4 |
| 13:40 – 14:15 | Lunch |
| 14:15 – 14:20 | Transition |
| 14:20 – 15:15 | Period 5 |
| 15:15 | Bell for the end of the school day |

Key Staff

There are many people who work at Severn Vale. We have over 130 staff! Not all of them will teach you, but they may be important to you in a different way. As well as being a teacher a number of staff may have another job in school.



Mr Johnson
Headteacher



Mr Horton
Deputy Head



Ms Harris
Deputy Head



Mr Brown
Assistant Head
Year 8/9



Mrs Tomlin
Assistant Head



Mr Nichols
Assistant Head
Safeguarding/KS4



Mr Ball
Assistant Head
Progress



Mr Spooner
Assistant Head
Year 7



Mr Connor
Assistant Head



Ms Atkinson
Business Manager



Mrs Nichols
EAL Support



Mrs Williamson
SENDCo

The Year 7 Team

In Year 7 Miss Kilpatrick will be your Head of Year. There is a team of 9 tutors. You will be in one of their tutor groups. Miss Winchcombe and Miss Jones will work with some students to make sure they are on track with their learning.



Miss Kilpatrick
Head of Year 7



Mr Rogers
7W Tutor



Mrs Ford
7R Tutor



Ms Damazyn
7O Tutor



Miss Parton
7Y Tutor



Miss Crouch
7G Tutor



Mr Best
7B Tutor



Mr Pitt-Hughes
7I Tutor



Ms Pearce
7T Tutor

TBC
7V Tutor



Mrs Watkins
Deputy SENDCO



Miss Jones
Year 7 Pastoral
Mentor



Mrs Bingham
Lead Year 7 LSW



Miss Winchcombe
Academic Mentor



Mrs Ashton
Learning Hub
Manager

My Tutor Group

When you join Severn Vale, you will be allocated a Tutor Group. There are 9 Tutor Groups in Year 7.

Your tutor will be a very important person at Severn Vale. Your tutor will get to know you really well and will help to guide and support you.

They are **the first point of contact** for you and your parents.






You will see your tutor once a day, every day and have your own tutor room! Your tutor will lead prep. This takes place every day in your tutor base.

08:55 - 09:20

Prep

In prep you will complete guided reading every day. We think reading is extremely important. We dedicate 20 minutes a day for your tutor to read to you. You will also complete a series of quizzes designed to develop your general knowledge. You will also spend one Prep a week completing the Maths Ninjas challenge.

Books you will read in Year 7 may include:



How Will I Get to Severn Vale?

The vast majority of our students are local. This means that most of our students walk or cycle to school. If you are going to walk or cycle, can you answer these questions?

- Do you know the way?
- Will you have a friend to walk or cycle with?
- Where will you put your bike?
- Do you have a bike helmet?
- Do you have a bike lock?
- Do you have bike lights?



If you are going to cycle we will need a permission slip from your parents. Remember, it is compulsory to wear a cycle helmet if you are going to cycle to school.

A small number of you will travel to school by bus. If you are going to travel by bus, can you answer these questions?

- Where is the bus stop?
- What time is your bus to school?
- What number is the bus?
- Will you need a bus pass?
- What time does your bus leave from school?



Whichever way you travel to school you need to be able to answer these questions:

- How long will your journey take?
- What time must you leave home?
- What time will you get home?



If you arrive late to school you must sign in at the school reception. Please note that arriving late will result in the issuing of late points.

Computer Access and Homework

Homework

At Severn Vale you will receive homework in most subjects. All homework is set on **Satchel One**.

You can access Satchel One on a computer or tablet. You can also download an app to use on your phone. Your parents can also download and use Satchel One so they can see what homework you have and can support you to make sure all homework is completed on time.

If you do not have access to a computer or table at home that is not a problem. Firstly, let your tutor know. Secondly, remember we have a homework club after school most nights. That means you can complete all homework on the computers at school.

We have a number of printers around the school. This means you can always print work at school if needed.

If you forget to complete homework, don't panic. Be honest with your teacher and tell them as soon as possible.

Computer Access and e-mail:

When you start at Severn Vale you will be given a username and a password to allow you to log on to the school system.

These details will let you log in to **Office 365** where you can see your school emails and access school files from home. Your Office 365 login will let you access Satchel One.

Don't worry about homework and computer access at the moment. We will go through this when you start with us in September.



Settling into Life at Severn Vale

(and how to solve the problems you might face)



Sometimes something can happen at school that makes you upset or anxious. A lot of people feel like this especially when they are starting somewhere new.

Keep calm.

- Tell yourself, “I can solve this problem if I stay calm.
- There are always people that can help me”

Decide what the problem is.

- Are you frustrated because you could not do something you wanted?
- Are you upset because someone did something to you?
- Are you worried because something has gone wrong?

Think about possible solutions.

Think about the consequences

- What will happen if you try different solutions?

Pick the best solution

Talk with a friend about what you would do in each of these situations in school.

1. You have forgotten your homework
2. You have forgotten your PE Kit
3. You think you are lost
4. You’ve ripped your trousers / skirt.
5. You find someone crying in the corridor.

Asking for Help

Sometimes at school things may be difficult or may go wrong. These things could be small:

- not knowing what the homework is
- not being able to find your way around

Or could be bigger:

- getting into trouble
- finding the work hard



There are many people who could help you, but they won't know that you need help unless you tell them.

Friends – Ask friends or other students if you don't know where to go. You can ask them what the homework was if you are not certain. They can also help to work out new situations like going to the cafeteria.

Teachers – Ask your teachers if you don't know what to do in class or for homework. They will also be able to help you if you have forgotten something or don't know where to go.

People at home – People at home will be able to help you plan and organise your equipment and homework. They will want to know if you have any problems. They will be able to help you work out the best person to ask if you have problems with work or may try and contact someone in school and ask them to help you.

Try and work out whom you would approach in these situations:

- You don't know where your next lesson is.
- You cannot read your homework notes.
- You have got into trouble for forgetting your book several times.
- In the lesson you did not understand what the teacher wanted you to do.
- You have not got a pencil which is needed to complete your work.

ALWAYS REMEMBER TO ASK FOR HELP!



Reading Your Timetable

You will get a timetable that looks like this. It probably looks a bit complicated at first but don't worry, you'll get used to it very quickly. Your timetable tells you lots of important information.

It tells you:

- What subject you have
- Who the teacher is
- What room the lesson is in

We have a two-week timetable. You start with week A and go onto week B then back to week A again and so forth.

| | Monday A | Tuesday A | Wednesday A | Thursday A | Friday A |
|--------------------|---|---|--|---|--|
| Prep (08:50-09:20) | Year 7: 7R G3 GRB | Year 7: 7R G3 GRB | Year 7: 7R G3 GRB | Year 7: 7R G3 GRB | Year 7: 7R G3 GRB |
| Pd1 (09:25-10:20) | Maths (KStg3): Year 7: 7A/M2 B8 ELF | Geography (KStg3): Year 7: 7X/G2 G2 MTH | Spanish (KStg3): Year 7: 7X/Sp2 ML6 YH | English (KStg3): Year 7: 7A/E2 B4 CNH | History (KStg3): Year 7: 7X/H2 H2 RSB |
| Pd2 (10:25-11:20) | Futures (KStg3): Year 7: 7X/FI2 GR1 JFH | English (KStg3): Year 7: 7A/E2 B4 CNH | Maths (KStg3): Year 7: 7A/M2 B8 ELF | Geography (KStg3): Year 7: 7X/G2 G2 MTH | English (KStg3): Year 7: 7A/E2 B4 CNH |
| Pd3 (11:45-12:40) | English (KStg3): Year 7: 7A/E2 B4 CNH | Spanish (KStg3): Year 7: 7X/Sp2 ML6 YH | RE (KStg3): Year 7: 7X/Re2 RE2 JRB | P E (KStg3): Year 7: 7X/Pe4 FD2 JQH | Science (KStg3): Year 7: 7X/S2 B2 RK , LES |
| Pd4 (12:45-13:40) | Computing (KStg3): Year 7: 7X/ Cs2 IT2 RRH | Science (KStg3): Year 7: 7X/S2 S5 DNW | ADT (KStg3): Year 7: 7X/Ad2 A3 AYP | ADT (KStg3): Year 7: 7X/Ad2 A3 AYP | Maths (KStg3): Year 7: 7A/M2 B8 ELF |
| Pd5 (14:20-15:15) | P E (KStg3): Year 7: 7X/Pe4 HL EAP | History (KStg3): Year 7: 7X/H2 H2 RSB | Science (KStg3): Year 7: 7X/S2 S9 TMB | Maths (KStg3): Year 7: 7A/M2 B8 ELF | Music (KStg3): Year 7: 7X/Mu2 M1 TRN |

| | Monday B | Tuesday B | Wednesday B | Thursday B | Friday B |
|--------------------|---|--|--|---|---|
| Prep (08:50-09:20) | Year 7: 7R G3 GRB | Year 7: 7R G3 GRB | Year 7: 7R G3 GRB | Year 7: 7R G3 GRB | Year 7: 7R G3 GRB |
| Pd1 (09:25-10:20) | English (KStg3): Year 7: 7A/E2 B4 CNH | P E (KStg3): Year 7: 7X/Pe4 HL EAP | Futures (KStg3): Year 7: 7X/FI2 GR1 JFH | English (KStg3): Year 7: 7A/E2 B4 CNH | Maths (KStg3): Year 7: 7A/M2 B8 ELF |
| Pd2 (10:25-11:20) | P E (KStg3): Year 7: 7X/Pe4 HL EAP | English (KStg3): Year 7: 7A/E2 B4 CNH | Science (KStg3): Year 7: 7X/S2 S5 DNW | Geography (KStg3): Year 7: 7X/G2 G2 MTH | ADT (KStg3): Year 7: 7X/Ad2 DT3 AYP |
| Pd3 (11:45-12:40) | Geography (KStg3): Year 7: 7X/G2 G2 MTH | RE (KStg3): Year 7: 7X/Re2 RE2 JRB | ADT (KStg3): Year 7: 7X/Ad2 A3 AYP | Science (KStg3): Year 7: 7X/S2 S3 LES | Computing (KStg3): Year 7: 7X/ Cs2 IT2 RRH |
| Pd4 (12:45-13:40) | ADT (KStg3): Year 7: 7X/Ad2 DT2 AYP | History (KStg3): Year 7: 7X/H2 H2 RSB | English (KStg3): Year 7: 7A/E2 B4 CNH | Spanish (KStg3): Year 7: 7X/Sp2 ML6 YH | Music (KStg3): Year 7: 7X/Mu2 M2 TRN |
| Pd5 (14:20-15:15) | Maths (KStg3): Year 7: 7A/M2 B8 ELF | Spanish (KStg3): Year 7: 7X/Sp2 ML6 YH | Food (KStg3): Year 7: 7X/Fd2 DT7 AYD , LSP | Maths (KStg3): Year 7: 7A/M2 B8 ELF | Science (KStg3): Year 7: 7X/S2 S9 TMB |

School Equipment

Things I need to bring every day:

- Pencil Case
- Two black or blue pens
- Two sharp pencils
- Ruler
- Pencil sharpener
- Rubber
- Scientific calculator
- Protractor
- Set of coloured pencils
- Reading book (either from home or from the library at school)
- Exercise books for the day
- All homework due
- Water bottle - reusable

Some days you will need extra equipment/kit. This will depend on the lessons you have that day. Look at your timetable and work out the additional equipment you need each day.

Uniform

For all students the uniform is:

- A school blazer and school tie – this will be green for your year group.
- Plain white work-style shirt– long or short-sleeved.
- Either tailored black trousers, or the school skirt (only the skirt approved by the school and provided by our uniform supplier). Trousers should be plain black and tailored. No “fashion” extremes will be tolerated (tight, stretchy, low rise, chinos, jeans, drainpipe, Miss Sixty, linen, leggings or cropped).
- Plain black shoes. No canvas shoes, trainers or trainer style shoes. Please note the school’s decision on what constitutes a shoe is final. If in doubt, please check with the school before purchasing any new shoes.
- A V-necked jumper can be purchased from our uniform suppliers. This is optional and can be worn under the blazer, but not instead of a blazer.
- Plain black socks. Tights should be plain black and not patterned.
- During cold/wet weather, students are encouraged to wear an outside, waterproof coat for the journey to and from school and during break time and lunchtime. Please note that denim / leather jackets and hoodies are NOT permitted.



Severn Vale
Uniform
BTSSS



Blazer

Tie

Shirt

Skirt

Shoes



Clubs and Activities

Extra-curricular activities

This page shows a selection of clubs usually run during the year, at lunchtime or after school, usually from 15:30 until 16:30. Sports activities are seasonal.

| | | | | |
|--|---|---|---|--|
| Art  | Athletics  | Aviation  | Badminton  | Chess  |
| Cricket  | Dance  | Darts  | Drama Club  | Dr Who  |
| Fitness  | Football  | Fossil Club  | History  | Hockey  |
| Homework  | Journalling  | LEGO  | Netball  | Pickleball  |
| Pokémon  | Rugby  | School Band  | Table Tennis  | Tennis  |

Praise

The “P” System

We operate a system to ensure that the positive work and actions of our students is recognised and rewarded. Students can be rewarded with a P1, P2, P3, P4 or P5 as explained below.

- **P1 / P2 – Verbal Praise** – recorded with students’ names likely being written up on the board
- **P3 Certificate** – when a staff member feels that a student’s work or actions have gone above and beyond expectation they will reward that student with a P3. A P3 Certificate is generated and this is emailed home on Friday of each week.
- **P4 Certificate** – these are awarded by Middle and/or Senior Leaders. They may be for performance in lessons, extracurricular activities or other positive actions around school. P4 Certificates are emailed home in the same manner as P3s, once a week, on a Friday.
- **P5 Headteacher Certificate** – these can only be awarded by the Headteacher at his discretion. These are for actions or work that is worthy of being praised at the highest level. P5 Certificates are also emailed home once a week, on a Friday

Subject Students of the Term

On the final Friday of each term line-up is handed over to curriculum areas with the subject awards taking place. Each department nominates two students who have stood out in their area over the term. These students are then rewarded with a subject badge to be pinned to the lapel of their blazer. A letter is also sent home to inform parents of their son/daughter being nominated for this award.

Events

There are a range of events during the year including:

- Year 7 Disco, Year 7 Inflatables reward morning
- Praise assemblies
- Sports Presentation evening
- Subject Awards Evening.



Pledges

What are the Severn Vale School Pledges?

- They are a set of 30 challenges to complete in Year7.
- They are our ambitions for you, things we believe would benefit you and the people around you for you to complete.
- They are things we want you to enjoy and things we believe will help to make you the best version of you

What happens when you complete them?

- There are 30 pledges.
- When you have completed 10 you will receive a bronze badge, a letter home and a certificate.
- When you have completed 20 you will receive a silver badge, a letter home and a certificate.
- When you have completed all 30 you will receive a gold badge, a letter home and a certificate.

What are the Pledges? (these are the 2024/25 Year 7 Pledges – please note that they are subject to change)

- 1. Ensure I put all my litter in the bin and encourage others to do the same.
- 2. Represent the school by playing for a team or helping at an event e.g. Open Evening.
- 3. Join a new activity/club and attend each week for a term.
- 4. Visit the theatre or watch a play online.
- 5. Visit a museum.
- 6. Go stargazing and research the night sky.
- 7. Plan a walk in the countryside and complete it.
- 8. Thank 5 people who have done something for me.
- 9. Eat at least 5 portions of fruit or veg every day for 2 weeks.
- 10. Learn a new musical instrument.
- 11. Make healthy phone choices: set a limit on social media and turn on 'do not disturb' an hour before bed for 1 week.
- 12. Do the clearing up after tea all week.
- 13. Pay a genuine compliment to 3 people.
- 14. Write a letter to my head of year about something I'd like to praise or change.
- 15. Go for a week without eating sweets/drinking fizzy drinks.
- 16. Read one book a month for 3 months.
- 17. Prepare a presentation about something I care about and deliver it in tutor time.
- 18. Change one journey a week by walking or using public transport for 3 months.
- 19. Enrol at my local library; take out and read one book.
- 20. Donate to my local foodbank
- 21. Earn a 30-day streak on Duo Lingo!
- 22. Volunteer at a local club/team/group outside of school.
- 23. Grow a plant from scratch.
- 24. Give my time to help someone outside of school.
- 25. Raise money for a charity.
- 26. Take responsibility for a new household chore and complete it for at least a month.

- 27.** Train for and complete a 5k run.
- 28.** Volunteer to read aloud in class.
- 29.** Help a family member with a task they have to do every week for one month.
- 30.** Keep a RAK log. Tick this off when you reach 10!

How do you prove that you've completed them?

- Every Friday Week B will be 'PLEDGES DAY' in Prep.
- On this day you will give your tutor the EVIDENCE of which Pledges you have completed.
- Your tutor will tick off each Pledge you have completed and when you've completed enough to earn a badge they will let Mr Spooner know.

