

# Getting to grips with revision

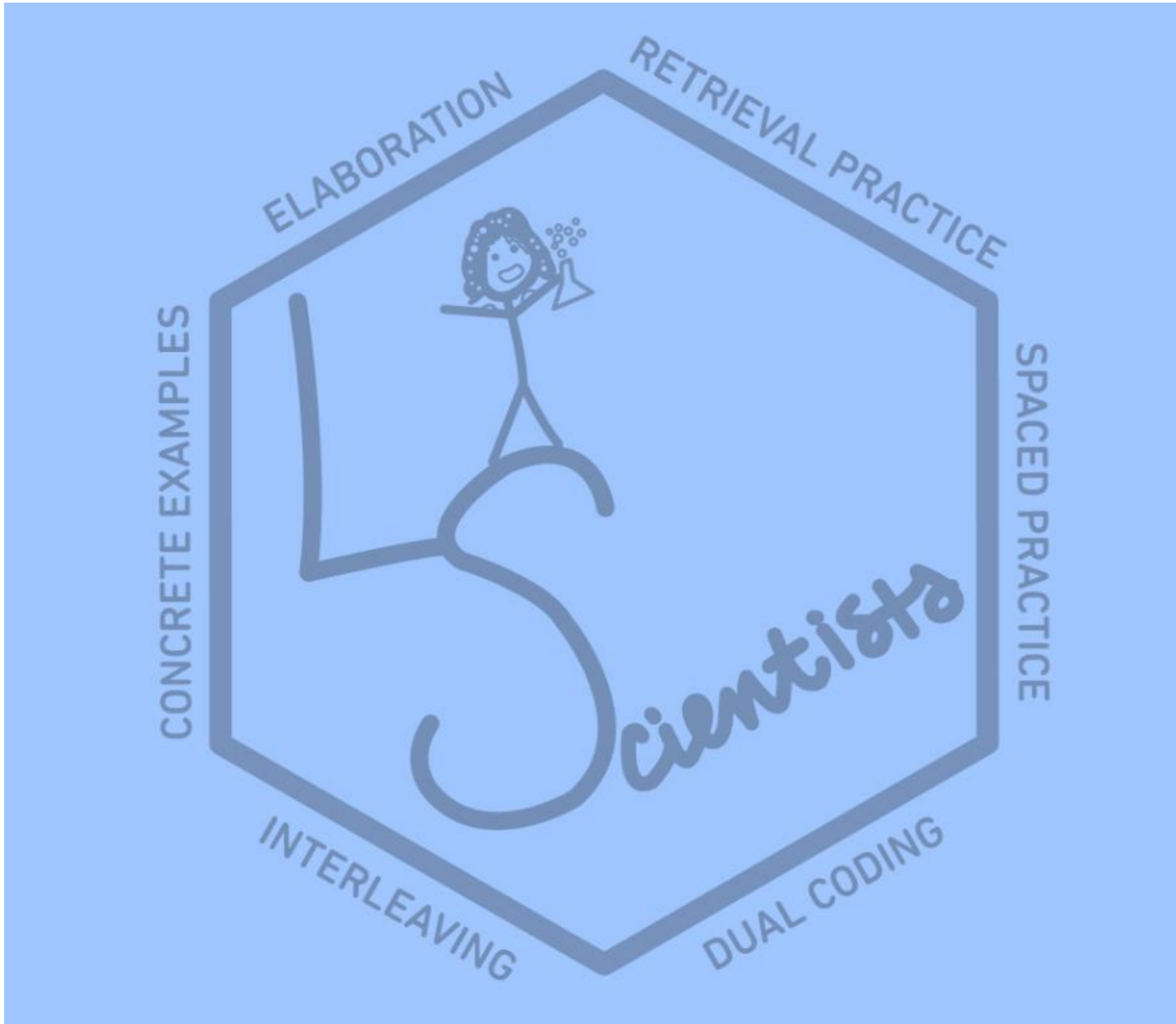
FLD 19-1-18



# Revision myths

Revision doesn't work for me...I do better when I don't revise!

I can multi-task when I revise



# Retrieval Practice

- Retrieval practice involves recalling something you've learned in the past from your memory
- You need to forget the information at least a little in order for retrieval to be effective!
- Don't just immediately recite what you've learned
- Retrieve information once it starts to get a little more difficult to remember

# Retrieval Practice

- The single most important revision technique
- If you don't recall things you won't remember it

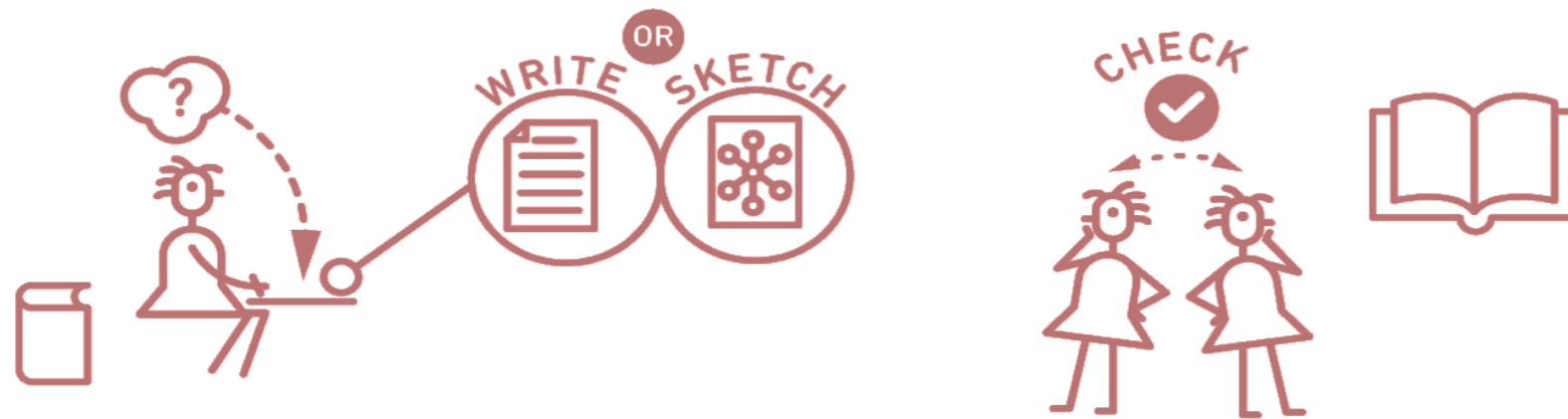
# Task

- Write down your three best friends' mobile phone numbers from memory



# Retrieval Practice

- **Past papers**
- Creating your own quizzes / share with friends
- Flashcards
- Writing everything you know about a topic
- Concept maps




# Retrieval Practice

- After practising retrieval, check to make sure you correctly and completely retrieved the information.
- This process corrects any misunderstandings, and gives you feedback about what you know and what you don't know.




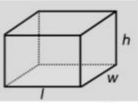
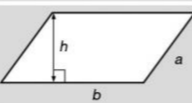
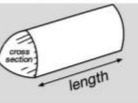
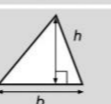

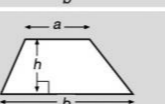

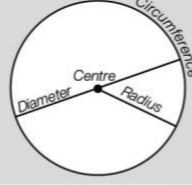



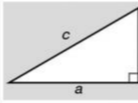
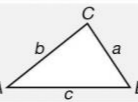
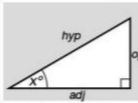


# Using Flashcards effectively

edexcel 

## Edexcel GCSE (9-1) Maths: need-to-know formulae


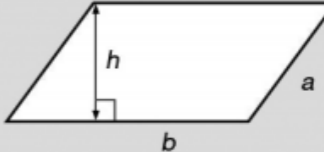
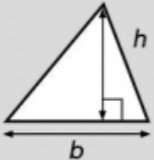
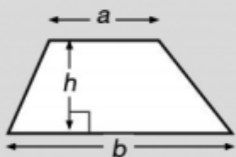
[www.edexcel.com/gcsemathsformulae](http://www.edexcel.com/gcsemathsformulae)

Areas		Volumes	
Rectangle = $l \times w$		Cuboid = $l \times w \times h$	
Parallelogram = $b \times h$		Prism = area of cross section $\times$ length	
Triangle = $\frac{1}{2} b \times h$		Cylinder = $\pi r^2 h$	
Trapezium = $\frac{1}{2}(a + b)h$		Pyramid = $\frac{1}{3} \times$ area of base $\times h$	
Circles		Compound measures	
Circumference = $\pi \times$ diameter, $C = \pi d$		Speed speed = $\frac{\text{distance}}{\text{time}}$	
Circumference = $2 \times \pi \times$ radius, $C = 2\pi r$		Density density = $\frac{\text{mass}}{\text{volume}}$	
Area of a circle = $\pi \times$ radius squared, $A = \pi r^2$		Pressure pressure = $\frac{\text{force}}{\text{area}}$	
Pythagoras		Trigonometric formulae	
Pythagoras' Theorem For a right-angled triangle, $a^2 + b^2 = c^2$		Sine Rule $\frac{a}{\sin A} = \frac{b}{\sin B} = \frac{c}{\sin C}$	
Trigonometric ratios (new to F) $\sin x^\circ = \frac{\text{opp}}{\text{hyp}}$ , $\cos x^\circ = \frac{\text{adj}}{\text{hyp}}$ , $\tan x^\circ = \frac{\text{opp}}{\text{adj}}$		Cosine Rule $a^2 = b^2 + c^2 - 2bc \cos A$	
Quadratic equations The Quadratic Equation The solutions of $ax^2 + bx + c = 0$ , where $a \neq 0$ , are given by $x = \frac{-b \pm \sqrt{b^2 - 4ac}}{2a}$		Area of triangle = $\frac{1}{2} ab \sin C$	

# Maths Formula Flashcards


Area of key 2d shapes:

- Rectangle
- Parallelogram
- Triangle
- Trapezium

Areas	
Rectangle = $l \times w$	
Parallelogram = $b \times h$	
Triangle = $\frac{1}{2} b \times h$	
Trapezium = $\frac{1}{2} (a + b)h$	

# Retrieval Practice

- Practising retrieval can be HARD
- The more you do it the better you'll get




# Spacing Practice

CRAMMING DOESN'T WORK


# Spacing Practice

- The key to effective learning is to space it over time




# Spacing Practice

Review information after classes....but not immediately




# Spacing Practice

- After you review the most recent information make sure you go back and study older information
- This will keep it fresh



# Spacing Practice

- This will be hard
- But remember forgetting is a key part of learning as it forces you to recall information from your memory





# Spacing Practice

- How to space information.....
- Get a copy of everything that you need to know in your subjects
- Divide it into small chunks
- Rate it/highlight it with a colour based on the following: if it were an exam question on a paper you did today, would you...
  - be able to answer it fully without any problems?
  - be able to answer some of it, but not all/could attempt an answer?
  - not be able to answer any of it/have no idea what it is?
- GCSE Pod can help here

# Geography


Climate Change

Tectonic Hazards

Weather Hazards

Natural Hazards

## GEOGRAPHY / THE CHALLENGE OF NATURAL HAZARDS TECTONIC HAZARDS



GCSEPod®  
Author: Lesley Moule  
Narrator: Jack Oddie and Jo Whitfield

### PODS

▶ Constructive and Conservative Plate Boundaries	00:03:03
▶ Destructive Plate Margins	00:03:49
▶ Earthquakes	00:03:22
▶ Plate Boundaries	00:03:54
▶ Plate Tectonic Theory	00:03:03
▶ Reducing the Effects of Earthquakes	00:04:35
▶ Reducing the Effects of Volcanoes	00:04:49
▶ Volcanoes	00:03:53
▶ Why Live in a Danger Zone?	00:03:40

Share this title:

[EMAIL](#) [f](#) [t](#) [GET LINK](#)

If the person you are sending this to does not have a GCSEPod will not be able to view the Pods

DURATION: 34 MINS

# Geography

## GEOGRAPHY / THE CHALLENGE OF NATURAL HAZARDS TECTONIC HAZARDS



### PODS

▶ Constructive and Conservative Plate Boundaries	00:03:03
▶ Destructive Plate Margins	00:03:49
▶ Earthquakes	00:03:22
▶ Plate Boundaries	00:03:54
▶ Plate Tectonic Theory	00:03:03
▶ Reducing the Effects of Earthquakes	00:04:35
▶ Reducing the Effects of Volcanoes	00:04:49
▶ Volcanoes	00:03:53
▶ Why Live in a Danger Zone?	00:03:40

# Spacing Practice

- **Red topics:**
  - Decide if you need further help on this. If so, ask a teacher, friend, someone in class
  - Put these topics into your timetable with **increasing gaps**
  - Aim to review 4 – 6 times
- **Amber topics:**
  - Put these topics into your timetable with **increasing gaps**
  - Aim to review 3 – 4 times
- **Green topics:**
  - Put these topics into your timetable with **increasing gaps**
  - Aim to review 1 – 2 times

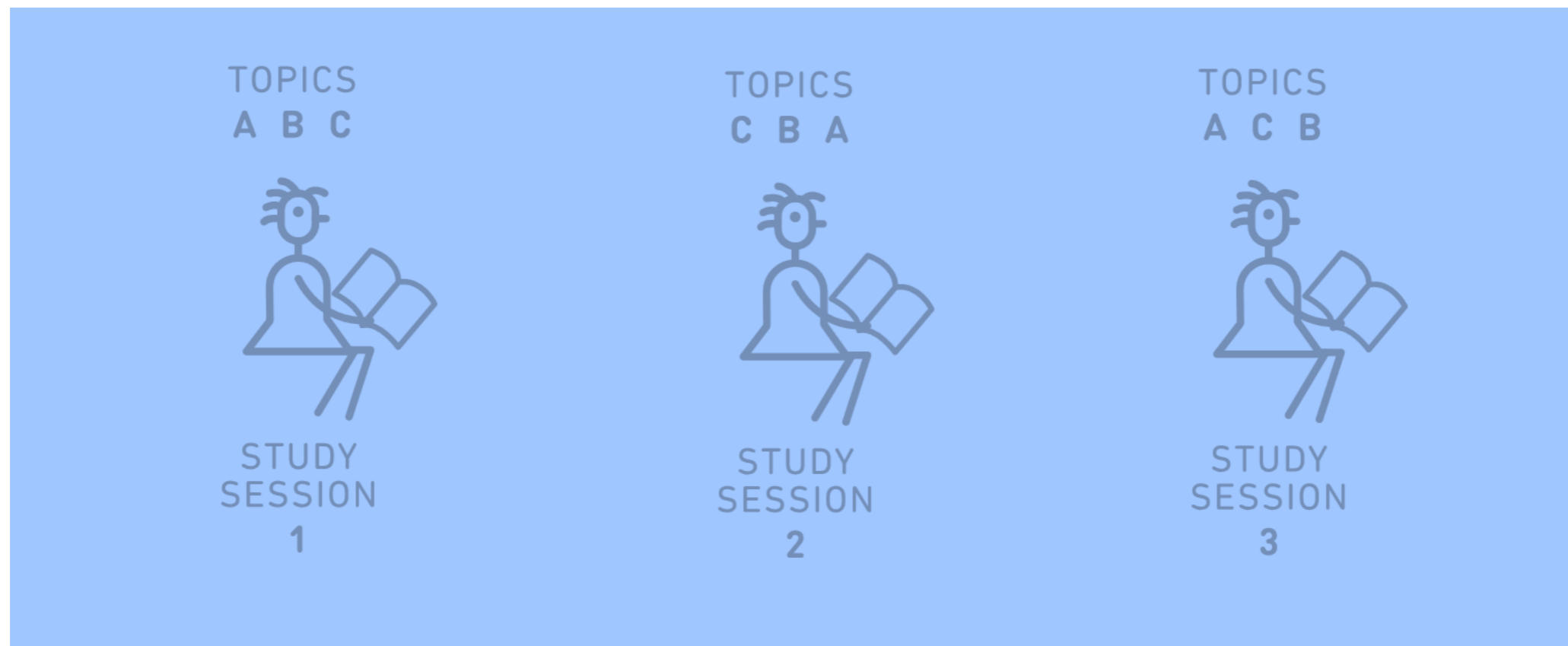
# Interleaving

- Switch between topics whilst studying
- Don't spend too long on one topic




# Interleaving

- Go back over ideas in different orders
- This helps strengthen understanding



# Interleaving

- Don't switch too often



# Interleaving

- Interleaving may feel harder
- This “thinking hard” is actually helping your learning and memory





# Concrete Examples

- Concrete examples can help you to understand complex, abstract ideas
- Abstract ideas can be hard to grasp.
- Human memory is designed to remember concrete information better than abstract information
- To really nail down an abstract idea, you need to solidify it in your mind.
- You can do this by being specific and concrete.

# Concrete Examples

- Take “scarcity” as an example of an abstract idea
- Scarcity can be explained as follows:  
*the rarer something is, the higher its value will be*

# Concrete Examples

- But this description contains a lot of vague terms, such as “rarer” and “value”
- How can we make this idea more concrete?
- We could use a specific example to illustrate the idea

# Concrete Examples

Adidas Yeezy Boost 350



# Science example

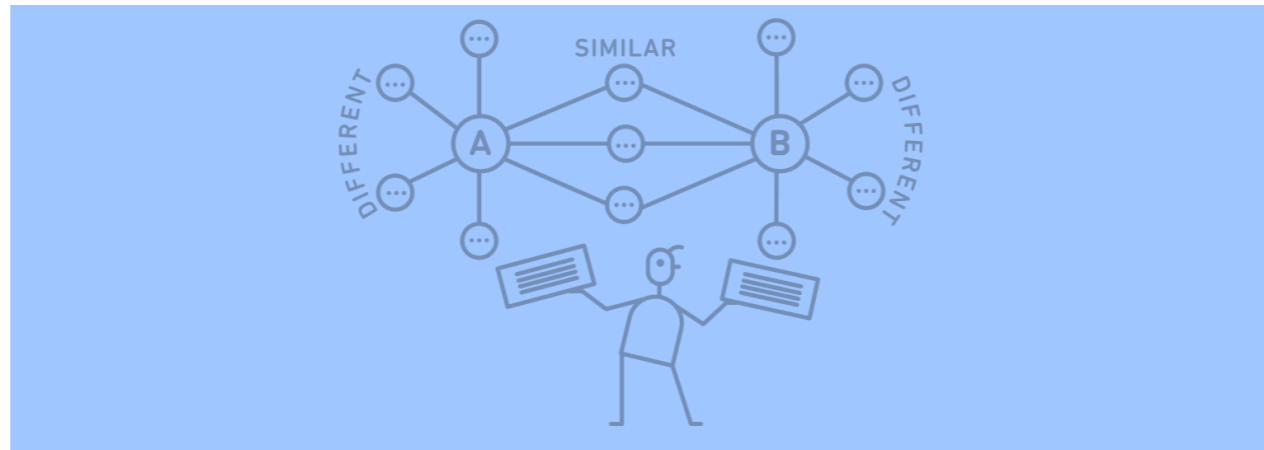
Independent  
Dependent  
Control

Change / vary  
Measure  
Same



# Elaboration

- Elaboration involves explaining and describing ideas with many details.
- It also involves making connections among ideas and connecting the material to your own experiences, memories, and day-to-day life



# Elaboration


**Make connections** between multiple ideas and **explain how they work together**

Take two ideas and **think about ways they are similar and ways they are different.**



# Elaboration

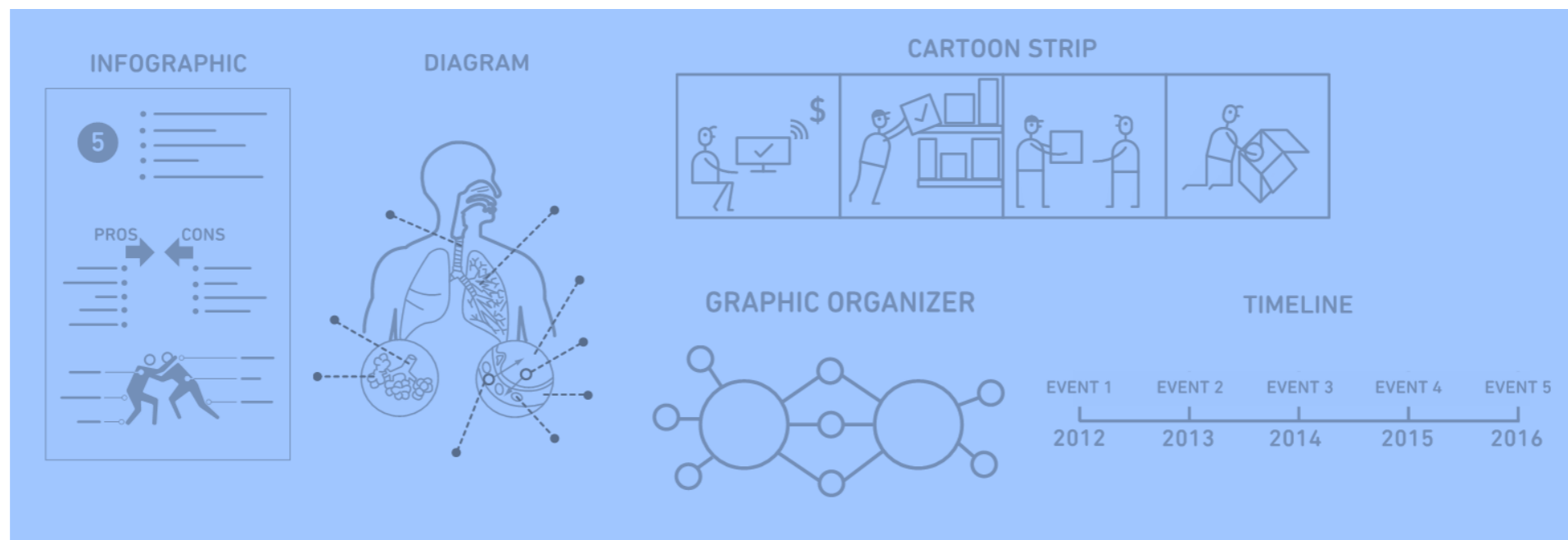
Try wherever possible to make links with your own personal experience





# Dual Coding


- Dual coding is the process of combining words and images eg infographics, timelines, cartoon strips, diagrams



# Dual Coding

- When you have the same information in two formats it gives you two ways of remembering the information later on.
- Combining visuals with words is a more effective way to remember information

Corbettmaths



**Area of a Triangle**


**Area =  $\frac{1}{2} \times \text{base} \times \text{height}$**

Area =  $\frac{1}{2} \times \text{base} \times \text{height}$   
 =  $\frac{1}{2} \times 10 \times 8$   
 =  $\frac{1}{2} \times 80$   
 =  $40\text{cm}^2$


Always include the correct units  
 e.g.  $\text{cm}^2$ ,  $\text{mm}^2$ ,  $\text{m}^2$

Corbettmaths


### Parts of the Circle




Radius




Diameter




Circumference




Chord




Arc



Tangent



Sector




Segment

# “Never let me go” quotes

*I've got an impression of things changing rapidly around then, like day moving into night.*



*for a while those essays helped keep us afloat in our new surroundings.*



## **Macbeth**

1. *Stars, hide your fires/Let not light see my black and deep desires*
2. *Full of scorpions is my mind dear wife*
3. *look like the innocent flower, But be the serpent under't*

## **Conflict Poetry**

1. *My name is Ozymandias, king of kings*
2. *All my words flattened, rolled, turned into felt*
3. *my shadow falls as evidence of sunlight*

## **Relationships Poetry**

1. *Like the shut of a winter's day her smile went out*
2. *like a satellite wrenched from its orbit*
3. *The sky whitens as if lit by three suns*

## **Lord of the Flies**

1. *Not even Ralph knew how a link between him and Jack had been snapped and fastened elsewhere.*
2. *The desire to squeeze and hurt was over-mastering*
3. *Ralph wept for the end of innocence, the darkness of man's heart, and the fall through the air of a true, wise friend called Piggy*

## **A Christmas Carol:**

1. *Scrooge! a squeezing, wrenching, grasping, scraping, clutching, covetous, old sinner! Hard and sharp as flint*
2. *They were a boy and girl. Yellow, meagre, ragged, scowling, wolfish*
3. *I wear the chain I forged in life*